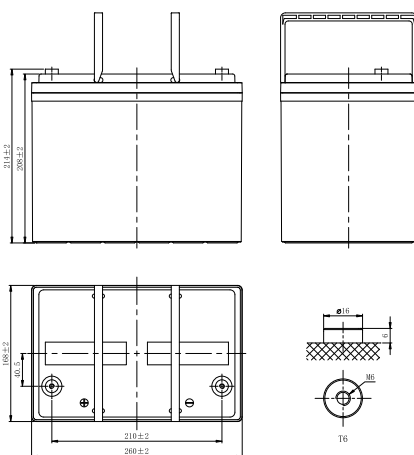


KBL12750-M6 12V 75Ah



CHARACTERISTICS

Item	Specifications	
Rated Voltage	12V	
Nominal Capacity (25°C)	C_{10} 1.80V/cell	75Ah
Dimension	Length	260mm (10.2inches)
	Width	168mm (6.61inches)
	Container Height	208mm (8.19inches)
	Total Height	214mm (8.43inches)
Approx Weight	22.7kg (50.0lbs)	
Terminal	T6(M6)	
Container Material	ABS (UL94 HB or V-0 optional)	
Short-circuit current	1725A	
Internal Resistance (25°C)	Approx 7.2 mΩ (Fully charged)	
Operating Temp. Range	Discharge	-15~50°C (5~122°F)
	Charge	-20~40°C (-4~104°F)
	Storage	-15~40°C (5~104°F)
Nominal Operating Temp. Range	25±3°C (77±5°F)	
Max.Charging Current (25°C)	0.3C	
Charge voltage (25°C)	Float Charge	Equalization Charge
	2.25-2.30V/cell	2.35-2.40V/cell
Temp. Coefficient	-3mV/cell/°C	-5mV/cell/°C
	40°C (104°F)	103%
Effect of temp. to Capacity	25°C (77°F)	100%
	0°C (32°F)	86%
	≤3% per month at 25°C (77°F). KBL series batteries may be stored up to 6 months at 25°C (77°F) and then a freshening charge is required. For higher temperatures the time interval will be shorter.	
Self Discharge		

DISCHARGE TABLE

Constant Current Discharge (Amperes) at 25°C (77°F)														
F.V/Time	10min	15min	20min	30min	45min	1h	2h	3h	4h	5h	6h	8h	10h	20h
1.85V/cell	109.8	95.2	74.9	67.0	49.0	41.5	25.3	18.5	14.5	12.6	11.1	8.56	7.09	3.76
1.80V/cell	124.7	107.9	84.7	72.9	51.9	43.0	26.1	20.1	15.5	13.3	11.9	9.00	7.50	3.90
1.75V/cell	135.2	116.8	91.4	74.4	53.8	45.1	27.5	20.5	15.8	13.5	12.0	9.05	7.52	3.94
1.70V/cell	144.2	124.1	96.9	75.9	54.8	46.0	28.0	20.9	16.1	13.7	12.1	9.19	7.57	3.98
1.67V/cell	148.7	127.7	99.6	77.0	55.6	46.7	28.4	21.1	16.3	14.0	12.2	9.32	7.67	4.03
1.60V/cell	153.8	131.7	102.1	78.1	56.4	47.3	28.8	21.3	16.5	14.2	12.3	9.44	7.76	4.07
Constant Power Discharge (Watts/cell) at 25°C (77°F)														
F.V/Time	10min	15min	20min	30min	45min	1h	2h	3h	4h	5h	6h	8h	10h	20h
1.85V/cell	206.7	180.3	142.5	128.0	94.2	80.2	49.2	36.2	28.5	24.9	22.0	17.0	14.1	7.49
1.80V/cell	231.2	201.7	159.4	138.2	99.1	82.6	50.5	39.1	30.3	26.0	23.5	17.8	14.7	7.75
1.75V/cell	246.7	215.3	170.1	140.0	102.1	86.3	53.0	39.8	30.8	26.4	23.6	17.9	14.9	7.82
1.70V/cell	259.4	226.3	178.8	141.6	103.4	87.6	53.8	40.4	31.2	26.8	23.7	18.1	15.0	7.89
1.67V/cell	263.6	230.0	181.7	142.6	104.3	88.4	54.4	40.6	31.6	27.2	23.8	18.3	15.2	7.98
1.60V/cell	267.3	233.2	184.2	143.2	104.8	89.0	54.8	40.8	31.8	27.5	23.9	18.5	15.3	8.06

APPLICATIONS

- UPS and EPS
- Emergency light
- Railway signal and aircraft signal system
- Marine and power stations
- Alarm and security system
- Electronic apparatus and equipment
- Communication power supply, DC power supply

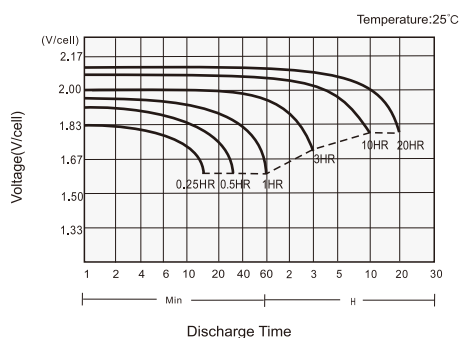
GENERAL FEATURES

- 12 years design life (25°C)
- Lead calcium alloy, sealed design, no watering required
- Puncture resistant micro-porous glass mat separators extend life
- Unique technology optimizes power capacity, cell consistency, and long-term reliability
- Designed for a wide range of applications

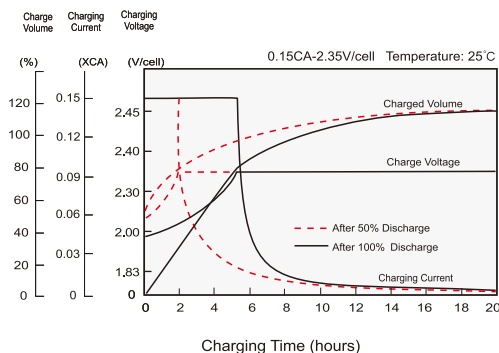
STANDARDS

- Compliance with IEC 60896 standards, EU Battery Directive
- UL, CE Approved
- Manufactured under ISO 45001, ISO 9001, and ISO 14001 standards.

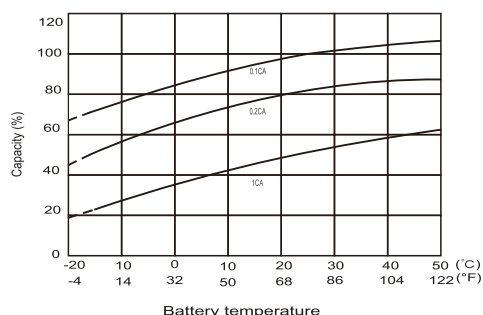
Discharge Characteristics



Charging Characteristics



Effects of Temperature on Capacity



Self Discharge Characteristics

